

SMT Shielded Power Inductors



GSD62LCBN / GSD62CBN / GSD63LCBN GSD63CBN

Features (特長)

- Magnetically shielded construction (閉磁路構造設計)
- Compact and thin (輕便薄小)
- Large Current and Low DCR (大電流低直流阻抗)

Applications (用途)

- Ideal for a variety of DC/DC converter inductor applications. (各種直流轉換器適用)
- Scanner (掃描器)



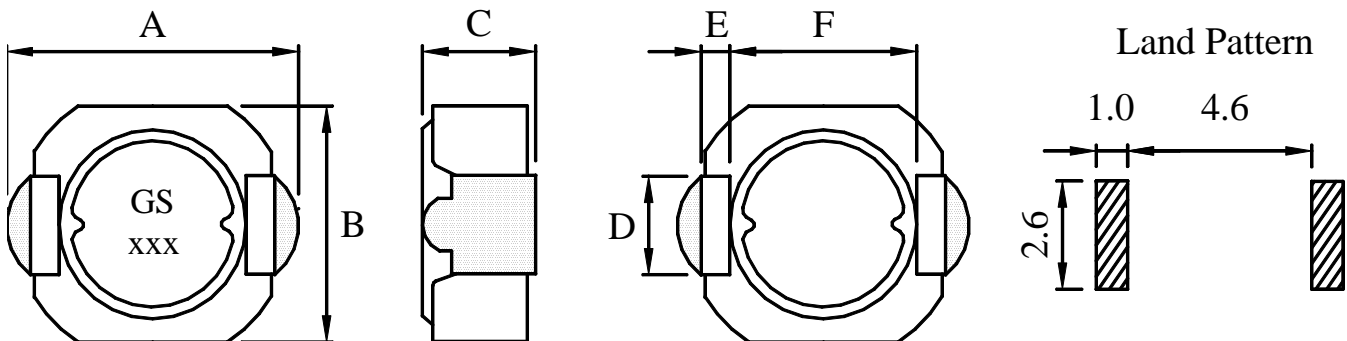
Product Identification (產品識別)

GSD62LCBN - _____ (Ex. GSD62LCBN-1R0N)

1 2 3

1. SMT Shielded Power Inductors (閉磁式功率電感)
(GSD62LCBN, GSD62CBN, GSD63LCBN, GSD63CBN)
2. Inductance (電感值)
3. Tolerance (誤差值) (參照表 K 10%, L 15%, M 20%, N 30%)

Configurations & Dimensions (結構圖及規格尺寸)



Unit In mm

Type (型式)	A (max)	B (max)	C (max)	D ±0.2	E ±0.2	F ±0.2	G	H	I
GSD62LCBN	6.9	6.2	2.0	2.0	0.6	4.6	2.6	1.0	4.6
GSD62CBN	6.9	6.2	2.5	2.0	0.6	4.6	2.6	1.0	4.6
GSD63LCBN	6.9	6.2	3.0	2.0	0.6	4.6	2.6	1.0	4.6

SMT Shielded Power Inductors GSD62LCBN

Electrical Characteristics for GSD62LCBN Series [GSD62LCBN 系列電子特性規格]

Part Number 產品料號	Inductance (μ H) 電感值 (L)	Test Freq. (KHz) 測試頻率	DCR (Ω) (max) 直流阻抗	IDC (A) (max) 定格電流
GSD62LCBN -1R0N	1.00	100	0.022	3.50
GSD62LCBN -1R5N	1.50	100	0.030	2.94
GSD62LCBN -2R0N	2.00	100	0.040	2.47
GSD62LCBN -3R3N	3.30	100	0.055	1.99
GSD62LCBN -4R7N	4.70	100	0.070	1.59
GSD62LCBN -6R2N	6.20	100	0.110	1.49
GSD62LCBN -8R2N	8.20	100	0.140	1.25
GSD62LCBN -100M	10.00	100	0.160	1.22
GSD62LCBN -120M	12.00	100	0.200	0.99
GSD62LCBN -150M	15.00	100	0.230	0.94
GSD62LCBN -180M	18.00	100	0.260	0.83
GSD62LCBN -220M	22.00	100	0.310	0.80
GSD62LCBN -270M	27.00	100	0.390	0.65
GSD62LCBN -330M	33.00	100	0.510	0.63
GSD62LCBN -390M	39.00	100	0.570	0.55
GSD62LCBN -470M	47.00	100	0.730	0.50

※Test Freq. : 100KHz / 0.1V.

※Operating Temp. : -40°C ~ +85°C

※Inductance drop=30% typ. at IDC.

SMT Shielded Power Inductors

GSD62CBN

Electrical Characteristics for GSD62CBN Series [GSD62CBN 系列電子特性規格]

Part Number 產品料號	Inductance (μ H) 電感值(L)	Test Freq. (KHz) 測試頻率	DCR (Ω) (max) 直流阻抗	IDC (A) (max) 定格電流
GSD62CBN-1R0N	1.00	100	0.018	3.48
GSD62CBN-1R5N	1.50	100	0.024	2.83
GSD62CBN-2R0N	2.00	100	0.032	2.44
GSD62CBN-3R3N	3.30	100	0.045	1.89
GSD62CBN-4R3N	4.30	100	0.055	1.65
GSD62CBN-6R2N	6.20	100	0.065	1.37
GSD62CBN-100M	10.00	100	0.095	1.07
GSD62CBN-120M	12.00	100	0.120	0.97
GSD62CBN-150M	15.00	100	0.150	0.87
GSD62CBN-180M	18.00	100	0.180	0.79
GSD62CBN-220M	22.00	100	0.210	0.71
GSD62CBN-270M	27.00	100	0.240	0.64
GSD62CBN-330M	33.00	100	0.280	0.58
GSD62CBN-390M	39.00	100	0.330	0.53
GSD62CBN-470M	47.00	100	0.390	0.48
GSD62CBN-560M	56.00	100	0.450	0.44
GSD62CBN-680M	68.00	100	0.560	0.40
GSD62CBN-820M	82.00	100	0.620	0.36
GSD62CBN-101M	100.00	100	0.800	0.33

※Test Freq. : 100KHz / 0.1V.

※Operating Temp. : -40°C ~ +85°C

※Inductance drop=30% typ. at IDC.

SMT Shielded Power Inductors GSD63LCBN

Electrical Characteristics for GSD63LCBN Series [GSD63LCBN 系列電子特性規格]

Part Number 產品料號	Inductance (μ H) 電感值 (L)	Test Freq. (KHz) 測試頻率	DCR (Ω) (max) 直流阻抗	IDC (A) (max) 定格電流
GSD63LCBN -1R0N	1.00	100	0.017	3.59
GSD63LCBN -1R5N	1.50	100	0.021	2.93
GSD63LCBN -2R2N	2.20	100	0.024	2.42
GSD63LCBN -3R6N	3.60	100	0.033	1.89
GSD63LCBN -4R7N	4.70	100	0.042	1.66
GSD63LCBN -6R2N	6.20	100	0.050	1.45
GSD63LCBN -100M	10.00	100	0.065	1.14
GSD63LCBN -120M	12.00	100	0.072	1.04
GSD63LCBN -150M	15.00	100	0.096	0.93
GSD63LCBN -180M	18.00	100	0.103	0.85
GSD63LCBN -220M	22.00	100	0.132	0.77
GSD63LCBN -270M	27.00	100	0.160	0.70
GSD63LCBN -330M	33.00	100	0.180	0.63
GSD63LCBN -390M	39.00	100	0.200	0.58
GSD63LCBN -470M	47.00	100	0.250	0.53
GSD63LCBN -560M	56.00	100	0.300	0.48
GSD63LCBN -680M	68.00	100	0.360	0.44
GSD63LCBN -820M	82.00	100	0.450	0.40
GSD63LCBN -101M	100.00	100	0.560	0.36
GSD63LCBN -151M	150.00	100	0.750	0.31

※Test Freq. : 100KHz / 0.1V.

※Operating Temp. : -40°C ~ $+85^{\circ}\text{C}$

※Inductance drop=30% typ. at IDC.

SMT Shielded Power Inductors GSD63CBN

Electrical Characteristics for GSD63CBN Series [GSD63CBN 系列電子特性規格]

Part Number 產品料號	Inductance (μ H) 電感值(L)	Test Freq. (KHz) 測試頻率	DCR (Ω) (max) 直流阻抗	IDC (A) (max) 定格電流
GSD63CBN -2R0N	2.00	100	0.020	3.00
GSD63CBN -2R7N	2.70	100	0.025	2.69
GSD63CBN -3R3N	3.30	100	0.030	2.57
GSD63CBN -4R7N	4.70	100	0.035	2.08
GSD63CBN -6R2N	6.20	100	0.040	1.84
GSD63CBN -8R2N	8.20	100	0.055	1.54
GSD63CBN -100M	10.00	100	0.065	1.49
GSD63CBN -120M	12.00	100	0.072	1.28
GSD63CBN -150M	15.00	100	0.078	1.10
GSD63CBN -180M	18.00	100	0.098	1.05
GSD63CBN -220M	22.00	100	0.115	0.97
GSD63CBN -270M	27.00	100	0.150	0.82
GSD63CBN -330M	33.00	100	0.175	0.76
GSD63CBN -390M	39.00	100	0.200	0.70
GSD63CBN -470M	47.00	100	0.240	0.68
GSD63CBN -560M	56.00	100	0.300	0.60
GSD63CBN -680M	68.00	100	0.330	0.56
GSD63CBN -820M	82.00	100	0.420	0.47
GSD63CBN -101M	100.00	100	0.470	0.45
GSD63CBN -151M	150.00	100	0.650	0.37

※Test Freq. : 100KHz / 0.1V.

※Operating Temp. : $-40^{\circ}\text{C} \sim +85^{\circ}\text{C}$

※Inductance drop=30% typ. at IDC.